

GETTING READY FOR A-LEVEL MATHEMATICS:



Beaminster School & Sir John Colfox Academy
Joint Sixth Form

Bridging Tasks

Examples, Practice Questions & Answers:

10 Bridging Topics to prepare you for A level Maths:

Some useful videos can be found here for most topics:

https://alevelmathsrevision.com/bridging-the-gap/?utm_content=cmp-true



1. Expanding brackets and simplifying expressions
2. Rearranging equations
3. Rules of indices
4. Factorising expressions
5. Completing the square
6. Solving quadratic equations
7. Solving linear simultaneous equations
8. Linear inequalities
9. Straight line graphs
10. Trigonometry

Your first lesson at Beaminster will involve a small assessment on the skills you should know in order to help us find any gaps you may have so that we can focus on these in the first few weeks of the course.

You should use this booklet to ensure you have the necessary skills from GCSE to begin your A Level successfully. It includes examples, practice and answers.

As a minimum you should at least complete the 'Extend' sections on each exercise (answers are provided at the end of each section). If you need something a little easier to get your brain working then please also complete the beginnings of each exercise where necessary.

Expanding brackets and simplifying expressions

A LEVEL LINKS

Scheme of work: 1a. Algebraic expressions – basic algebraic manipulation, indices and surds

Key points

- When you expand one set of brackets you must multiply everything inside the bracket by what is outside.
- When you expand two linear expressions, each with two terms of the form $ax + b$, where $a \neq 0$ and $b \neq 0$, you create four terms. Two of these can usually be simplified by collecting like terms.

Examples

Example 1 Expand $4(3x - 2)$

$4(3x - 2) = 12x - 8$	Multiply everything inside the bracket by the 4 outside the bracket
-----------------------	---

Example 2 Expand and simplify $3(x + 5) - 4(2x + 3)$

$3(x + 5) - 4(2x + 3)$ $= 3x + 15 - 8x - 12$ $= 3 - 5x$	1 Expand each set of brackets separately by multiplying $(x + 5)$ by 3 and $(2x + 3)$ by -4 2 Simplify by collecting like terms: $3x - 8x = -5x$ and $15 - 12 = 3$
---	--

Example 3 Expand and simplify $(x + 3)(x + 2)$

$(x + 3)(x + 2)$ $= x(x + 2) + 3(x + 2)$ $= x^2 + 2x + 3x + 6$ $= x^2 + 5x + 6$	1 Expand the brackets by multiplying $(x + 2)$ by x and $(x + 2)$ by 3 2 Simplify by collecting like terms: $2x + 3x = 5x$
--	--

Example 4 Expand and simplify $(x - 5)(2x + 3)$

$(x - 5)(2x + 3)$ $= x(2x + 3) - 5(2x + 3)$ $= 2x^2 + 3x - 10x - 15$ $= 2x^2 - 7x - 15$	1 Expand the brackets by multiplying $(2x + 3)$ by x and $(2x + 3)$ by -5 2 Simplify by collecting like terms: $3x - 10x = -7x$
--	---

Practice

1 Expand and simplify.

a $3(y^2 - 8) - 4(y^2 - 5)$

b $2x(x + 5) + 3x(x - 7)$

c $4p(2p - 1) - 3p(5p - 2)$

d $3b(4b - 3) - b(6b - 9)$

2 Expand $\frac{1}{2}(2y - 8)$

3 Expand and simplify.

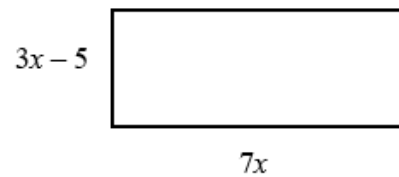
a $13 - 2(m + 7)$

b $5p(p^2 + 6p) - 9p(2p - 3)$

4 The diagram shows a rectangle.

Write down an expression, in terms of x , for the area of the rectangle.

Show that the area of the rectangle can be written as $21x^2 - 35x$



Watch out!

When multiplying (or dividing) positive and negative numbers, if the signs are the same the answer is '+'; if the signs are different the answer is '-'.

5 Expand and simplify.

a $(x + 4)(x + 5)$

b $(x + 7)(x + 3)$

c $(x + 7)(x - 2)$

d $(x + 5)(x - 5)$

e $(2x + 3)(x - 1)$

f $(3x - 2)(2x + 1)$

g $(5x - 3)(2x - 5)$

h $(3x - 2)(7 + 4x)$

i $(3x + 4y)(5y + 6x)$

j $(x + 5)^2$

k $(2x - 7)^2$

l $(4x - 3y)^2$

Extend

6 Expand and simplify $(x + 3)^2 + (x - 4)^2$

7 Expand and simplify.

a $\left(x + \frac{1}{x}\right)\left(x - \frac{2}{x}\right)$

b $\left(x + \frac{1}{x}\right)^2$

Answers

1 a $-y^2 - 4$
c $2p - 7p^2$

b $5x^2 - 11x$
d $6b^2$

2 $y - 4$

3 a $-1 - 2m$

b $5p^3 + 12p^2 + 27p$

4 $7x(3x - 5) = 21x^2 - 35x$

5 a $x^2 + 9x + 20$

b $x^2 + 10x + 21$

c $x^2 + 5x - 14$

d $x^2 - 25$

e $2x^2 + x - 3$

f $6x^2 - x - 2$

g $10x^2 - 31x + 15$

h $12x^2 + 13x - 14$

i $18x^2 + 39xy + 20y^2$

j $x^2 + 10x + 25$

k $4x^2 - 28x + 49$

l $16x^2 - 24xy + 9y^2$

6 $2x^2 - 2x + 25$

7 a $x^2 - 1 - \frac{2}{x^2}$

b $x^2 + 2 + \frac{1}{x^2}$

Rearranging equations

A LEVEL LINKS

Scheme of work: 6a. Definition, differentiating polynomials, second derivatives

Textbook: Pure Year 1, 12.1 Gradients of curves

Key points

- To change the subject of a formula, get the terms containing the subject on one side and everything else on the other side.
- You may need to factorise the terms containing the new subject.

Examples

Example 1 Make t the subject of the formula $v = u + at$.

$v = u + at$ $v - u = at$ $t = \frac{v - u}{a}$	<ol style="list-style-type: none">1 Get the terms containing t on one side and everything else on the other side.2 Divide throughout by a.
---	---

Example 2 Make t the subject of the formula $r = 2t - \pi t$.

$r = 2t - \pi t$ $r = t(2 - \pi)$ $t = \frac{r}{2 - \pi}$	<ol style="list-style-type: none">1 All the terms containing t are already on one side and everything else is on the other side.2 Factorise as t is a common factor.3 Divide throughout by $2 - \pi$.
---	--

Example 3 Make t the subject of the formula $\frac{t + r}{5} = \frac{3t}{2}$.

$\frac{t + r}{5} = \frac{3t}{2}$ $2t + 2r = 15t$ $2r = 13t$ $t = \frac{2r}{13}$	<ol style="list-style-type: none">1 Remove the fractions first by multiplying throughout by 10.2 Get the terms containing t on one side and everything else on the other side and simplify.3 Divide throughout by 13.
---	--

Example 4 Make t the subject of the formula $r = \frac{3t+5}{t-1}$.

$r = \frac{3t+5}{t-1}$ $r(t-1) = 3t+5$ $rt - r = 3t+5$ $rt - 3t = 5+r$ $t(r-3) = 5+r$ $t = \frac{5+r}{r-3}$	<ol style="list-style-type: none"> 1 Remove the fraction first by multiplying throughout by $t-1$. 2 Expand the brackets. 3 Get the terms containing t on one side and everything else on the other side. 4 Factorise the LHS as t is a common factor. 5 Divide throughout by $r-3$.
---	--

Practice

Change the subject of each formula to the letter given in the brackets.

- | | | |
|--|--|--|
| 1 $C = \pi d$ [d] | 2 $P = 2l + 2w$ [w] | 3 $D = \frac{S}{T}$ [T] |
| 4 $p = \frac{q-r}{t}$ [t] | 5 $u = at - \frac{1}{2}t$ [t] | 6 $V = ax + 4x$ [x] |
| 7 $\frac{y-7x}{2} = \frac{7-2y}{3}$ [y] | 8 $x = \frac{2a-1}{3-a}$ [a] | 9 $x = \frac{b-c}{d}$ [d] |
| 10 $h = \frac{7g-9}{2+g}$ [g] | 11 $e(9+x) = 2e+1$ [e] | 12 $y = \frac{2x+3}{4-x}$ [x] |

13 Make r the subject of the following formulae.

a $A = \pi r^2$	b $V = \frac{4}{3}\pi r^3$	c $P = \pi r + 2r$	d $V = \frac{2}{3}\pi r^2 h$
------------------------	-----------------------------------	---------------------------	-------------------------------------

14 Make x the subject of the following formulae.

a $\frac{xy}{z} = \frac{ab}{cd}$	b $\frac{4\pi cx}{d} = \frac{3z}{py^2}$
---	--

15 Make $\sin B$ the subject of the formula $\frac{a}{\sin A} = \frac{b}{\sin B}$

16 Make $\cos B$ the subject of the formula $b^2 = a^2 + c^2 - 2ac \cos B$.

Extend

17 Make x the subject of the following equations.

a $\frac{p}{q}(sx+t) = x-1$	b $\frac{p}{q}(ax+2y) = \frac{3p}{q^2}(x-y)$
------------------------------------	---

Answers

$$1 \quad d = \frac{C}{\pi}$$

$$2 \quad w = \frac{P-2l}{2}$$

$$3 \quad T = \frac{S}{D}$$

$$4 \quad t = \frac{q-r}{p}$$

$$5 \quad t = \frac{2u}{2a-1}$$

$$6 \quad x = \frac{V}{a+4}$$

$$7 \quad y = 2 + 3x$$

$$8 \quad a = \frac{3x+1}{x+2}$$

$$9 \quad d = \frac{b-c}{x}$$

$$10 \quad g = \frac{2h+9}{7-h}$$

$$11 \quad e = \frac{1}{x+7}$$

$$12 \quad x = \frac{4y-3}{2+y}$$

$$13 \quad \text{a} \quad r = \sqrt{\frac{A}{\pi}}$$

$$\text{b} \quad r = \sqrt[3]{\frac{3V}{4\pi}}$$

$$\text{c} \quad r = \frac{P}{\pi+2}$$

$$\text{d} \quad r = \sqrt{\frac{3V}{2\pi h}}$$

$$14 \quad \text{a} \quad x = \frac{abz}{cdy}$$

$$\text{b} \quad x = \frac{3dz}{4\pi cpy^2}$$

$$15 \quad \sin B = \frac{b \sin A}{a}$$

$$16 \quad \cos B = \frac{a^2 + c^2 - b^2}{2ac}$$

$$17 \quad \text{a} \quad x = \frac{q+pt}{q-ps}$$

$$\text{b} \quad x = \frac{3py+2pqy}{3p-apq} = \frac{y(3+2q)}{3-aq}$$

Rules of indices

A LEVEL LINKS

Scheme of work: 1a. Algebraic expressions – basic algebraic manipulation, indices and surds

Key points

- $a^m \times a^n = a^{m+n}$
- $\frac{a^m}{a^n} = a^{m-n}$
- $(a^m)^n = a^{mn}$
- $a^0 = 1$
- $a^{\frac{1}{n}} = \sqrt[n]{a}$ i.e. the n th root of a
- $a^{\frac{m}{n}} = \sqrt[n]{a^m} = (\sqrt[n]{a})^m$
- $a^{-m} = \frac{1}{a^m}$
- The square root of a number produces two solutions, e.g. $\sqrt{16} = \pm 4$.

Examples

Example 1 Evaluate 10^0

$10^0 = 1$	Any value raised to the power of zero is equal to 1
------------	---

Example 2 Evaluate $9^{\frac{1}{2}}$

$9^{\frac{1}{2}} = \sqrt{9}$ $= 3$	Use the rule $a^{\frac{1}{n}} = \sqrt[n]{a}$
---------------------------------------	--

Example 3 Evaluate $27^{\frac{2}{3}}$

$27^{\frac{2}{3}} = (\sqrt[3]{27})^2$ $= 3^2$ $= 9$	<ol style="list-style-type: none">1 Use the rule $a^{\frac{m}{n}} = (\sqrt[n]{a})^m$2 Use $\sqrt[3]{27} = 3$
---	---

Example 4 Evaluate 4^{-2}

$4^{-2} = \frac{1}{4^2}$ $= \frac{1}{16}$	<ol style="list-style-type: none">1 Use the rule $a^{-m} = \frac{1}{a^m}$2 Use $4^2 = 16$
---	--

Example 5 Simplify $\frac{6x^5}{2x^2}$

$\frac{6x^5}{2x^2} = 3x^3$	<p>$6 \div 2 = 3$ and use the rule $\frac{a^m}{a^n} = a^{m-n}$ to give $\frac{x^5}{x^2} = x^{5-2} = x^3$</p>
----------------------------	---

Example 6 Simplify $\frac{x^3 \times x^5}{x^4}$

$\frac{x^3 \times x^5}{x^4} = \frac{x^{3+5}}{x^4} = \frac{x^8}{x^4}$ $= x^{8-4} = x^4$	<ol style="list-style-type: none">1 Use the rule $a^m \times a^n = a^{m+n}$2 Use the rule $\frac{a^m}{a^n} = a^{m-n}$
--	--

Example 7 Write $\frac{1}{3x}$ as a single power of x

$\frac{1}{3x} = \frac{1}{3}x^{-1}$	<p>Use the rule $\frac{1}{a^m} = a^{-m}$, note that the fraction $\frac{1}{3}$ remains unchanged</p>
------------------------------------	--

Example 8 Write $\frac{4}{\sqrt{x}}$ as a single power of x

$\frac{4}{\sqrt{x}} = \frac{4}{x^{\frac{1}{2}}}$ $= 4x^{-\frac{1}{2}}$	<ol style="list-style-type: none">1 Use the rule $a^{\frac{1}{n}} = \sqrt[n]{a}$2 Use the rule $\frac{1}{a^m} = a^{-m}$
--	--

Practice

1 Evaluate.

a 14^0

b 3^0

c 5^0

d x^0

2* Evaluate.

a $49^{\frac{1}{2}}$

b $64^{\frac{1}{3}}$

c $125^{\frac{1}{3}}$

d $16^{\frac{1}{4}}$

3* Evaluate.

a $25^{\frac{3}{2}}$

b $8^{\frac{5}{3}}$

c $49^{\frac{3}{2}}$

d $16^{\frac{3}{4}}$

4* Evaluate.

a 5^{-2}

b 4^{-3}

c 2^{-5}

d 6^{-2}

5* Simplify.

a $\frac{3x^2 \times x^3}{2x^2}$

b $\frac{10x^5}{2x^2 \times x}$

c $\frac{3x \times 2x^3}{2x^3}$

d $\frac{7x^3y^2}{14x^5y}$

e $\frac{y^2}{y^{\frac{1}{2}} \times y}$

f $\frac{c^{\frac{1}{2}}}{c^2 \times c^{\frac{3}{2}}}$

g $\frac{(2x^2)^3}{4x^0}$

h $\frac{x^{\frac{1}{2}} \times x^{\frac{3}{2}}}{x^{-2} \times x^3}$

Watch out!

Remember that any value raised to the power of zero is 1. This is the rule $a^0 = 1$.

6* Evaluate.

a $4^{-\frac{1}{2}}$

b $27^{-\frac{2}{3}}$

c $9^{-\frac{1}{2}} \times 2^3$

d $16^{\frac{1}{4}} \times 2^{-3}$

e $\left(\frac{9}{16}\right)^{-\frac{1}{2}}$

f $\left(\frac{27}{64}\right)^{-\frac{2}{3}}$

7* Write the following as a single power of x .

a $\frac{1}{x}$

b $\frac{1}{x^7}$

c $\sqrt[4]{x}$

d $\sqrt[5]{x^2}$

e $\frac{1}{\sqrt[3]{x}}$

f $\frac{1}{\sqrt[3]{x^2}}$

8* Write the following without negative or fractional powers.

a x^{-3}

b x^0

c $x^{\frac{1}{5}}$

d $x^{\frac{2}{5}}$

e $x^{-\frac{1}{2}}$

f $x^{-\frac{3}{4}}$

9* Write the following in the form ax^n .

a $5\sqrt{x}$

b $\frac{2}{x^3}$

c $\frac{1}{3x^4}$

d $\frac{2}{\sqrt{x}}$

e $\frac{4}{\sqrt[3]{x}}$

f 3

Extend

10* Write as sums of powers of x .

a $\frac{x^5 + 1}{x^2}$

b $x^2\left(x + \frac{1}{x}\right)$

c $x^{-4}\left(x^2 + \frac{1}{x^3}\right)$

Answers

1 a 1

b 1

c 1

d 1

2 a 7

b 4

c 5

d 2

3 a 125

b 32

c 343

d 8

4 a $\frac{1}{25}$

b $\frac{1}{64}$

c $\frac{1}{32}$

d $\frac{1}{36}$

5 a $\frac{3x^3}{2}$

b $5x^2$

c $3x$

d $\frac{y}{2x^2}$

e $y^{\frac{1}{2}}$

f c^{-3}

g $2x^6$

h x

6 a $\frac{1}{2}$

b $\frac{1}{9}$

c $\frac{8}{3}$

d $\frac{1}{4}$

e $\frac{4}{3}$

f $\frac{16}{9}$

7 a x^{-1}

b x^{-7}

c $x^{\frac{1}{4}}$

d $x^{\frac{2}{5}}$

e $x^{\frac{1}{3}}$

f $x^{\frac{2}{3}}$

8 a $\frac{1}{x^3}$

b 1

c $\sqrt[5]{x}$

d $\sqrt[5]{x^2}$

e $\frac{1}{\sqrt{x}}$

f $\frac{1}{\sqrt[4]{x^3}}$

9 a $5x^{\frac{1}{2}}$

b $2x^{-3}$

c $\frac{1}{3}x^{-4}$

d $2x^{\frac{1}{2}}$

e $4x^{\frac{1}{3}}$

f $3x^0$

10 a $x^3 + x^{-2}$

b $x^3 + x$

c $x^{-2} + x^{-7}$

Factorising expressions

A LEVEL LINKS

Scheme of work: 1b. Quadratic functions – factorising, solving, graphs and the discriminants

Key points

- Factorising an expression is the opposite of expanding the brackets.
- A quadratic expression is in the form $ax^2 + bx + c$, where $a \neq 0$.
- To factorise a quadratic equation find two numbers whose sum is b and whose product is ac .
- An expression in the form $x^2 - y^2$ is called the difference of two squares. It factorises to $(x - y)(x + y)$.

Examples

Example 1 Factorise $15x^2y^3 + 9x^4y$

$15x^2y^3 + 9x^4y = 3x^2y(5y^2 + 3x^2)$	The highest common factor is $3x^2y$. So take $3x^2y$ outside the brackets and then divide each term by $3x^2y$ to find the terms in the brackets
---	---

Example 2 Factorise $4x^2 - 25y^2$

$4x^2 - 25y^2 = (2x + 5y)(2x - 5y)$	This is the difference of two squares as the two terms can be written as $(2x)^2$ and $(5y)^2$
-------------------------------------	--

Example 3 Factorise $x^2 + 3x - 10$

$b = 3, ac = -10$ So $x^2 + 3x - 10 = x^2 + 5x - 2x - 10$ $= x(x + 5) - 2(x + 5)$ $= (x + 5)(x - 2)$	<ol style="list-style-type: none">1 Work out the two factors of $ac = -10$ which add to give $b = 3$ (5 and -2)2 Rewrite the b term ($3x$) using these two factors3 Factorise the first two terms and the last two terms4 $(x + 5)$ is a factor of both terms
---	---

Example 4 Factorise $6x^2 - 11x - 10$

$b = -11, ac = -60$ <p>So</p> $6x^2 - 11x - 10 = 6x^2 - 15x + 4x - 10$ $= 3x(2x - 5) + 2(2x - 5)$ $= (2x - 5)(3x + 2)$	<ol style="list-style-type: none"> 1 Work out the two factors of $ac = -60$ which add to give $b = -11$ (-15 and 4) 2 Rewrite the b term ($-11x$) using these two factors 3 Factorise the first two terms and the last two terms 4 $(2x - 5)$ is a factor of both terms
--	--

Example 5 Simplify $\frac{x^2 - 4x - 21}{2x^2 + 9x + 9}$

$\frac{x^2 - 4x - 21}{2x^2 + 9x + 9}$ <p>For the numerator: $b = -4, ac = -21$</p> <p>So</p> $x^2 - 4x - 21 = x^2 - 7x + 3x - 21$ $= x(x - 7) + 3(x - 7)$ $= (x - 7)(x + 3)$ <p>For the denominator: $b = 9, ac = 18$</p> <p>So</p> $2x^2 + 9x + 9 = 2x^2 + 6x + 3x + 9$ $= 2x(x + 3) + 3(x + 3)$ $= (x + 3)(2x + 3)$ <p>So</p> $\frac{x^2 - 4x - 21}{2x^2 + 9x + 9} = \frac{(x - 7)(x + 3)}{(x + 3)(2x + 3)}$ $= \frac{x - 7}{2x + 3}$	<ol style="list-style-type: none"> 1 Factorise the numerator and the denominator 2 Work out the two factors of $ac = -21$ which add to give $b = -4$ (-7 and 3) 3 Rewrite the b term ($-4x$) using these two factors 4 Factorise the first two terms and the last two terms 5 $(x - 7)$ is a factor of both terms 6 Work out the two factors of $ac = 18$ which add to give $b = 9$ (6 and 3) 7 Rewrite the b term ($9x$) using these two factors 8 Factorise the first two terms and the last two terms 9 $(x + 3)$ is a factor of both terms 10 $(x + 3)$ is a factor of both the numerator and denominator so cancels out as a value divided by itself is 1
---	---

Practice

1* Factorise.

a $6x^4y^3 - 10x^3y^4$
c $25x^2y^2 - 10x^3y^2 + 15x^2y^3$

b $21a^3b^5 + 35a^5b^2$

Hint

Take the highest common factor outside the bracket.

2* Factorise

a $x^2 + 7x + 12$
c $x^2 - 11x + 30$
e $x^2 - 7x - 18$
g $x^2 - 3x - 40$

b $x^2 + 5x - 14$
d $x^2 - 5x - 24$
f $x^2 + x - 20$
h $x^2 + 3x - 28$

3* Factorise

a $36x^2 - 49y^2$
c $18a^2 - 200b^2c^2$

b $4x^2 - 81y^2$

4* Factorise

a $2x^2 + x - 3$
c $2x^2 + 7x + 3$
e $10x^2 + 21x + 9$

b $6x^2 + 17x + 5$
d $9x^2 - 15x + 4$
f $12x^2 - 38x + 20$

5* Simplify the algebraic fractions.

a $\frac{2x^2 + 4x}{x^2 - x}$

b $\frac{x^2 + 3x}{x^2 + 2x - 3}$

c $\frac{x^2 - 2x - 8}{x^2 - 4x}$

d $\frac{x^2 - 5x}{x^2 - 25}$

e $\frac{x^2 - x - 12}{x^2 - 4x}$

f $\frac{2x^2 + 14x}{2x^2 + 4x - 70}$

6* Simplify

a $\frac{9x^2 - 16}{3x^2 + 17x - 28}$

b $\frac{2x^2 - 7x - 15}{3x^2 - 17x + 10}$

c $\frac{4 - 25x^2}{10x^2 - 11x - 6}$

d $\frac{6x^2 - x - 1}{2x^2 + 7x - 4}$

Extend

7* Simplify $\sqrt{x^2 + 10x + 25}$

8* Simplify $\frac{(x+2)^2 + 3(x+2)^2}{x^2 - 4}$

Answers

1 a $2x^3y^3(3x - 5y)$
c $5x^2y^2(5 - 2x + 3y)$

b $7a^3b^2(3b^3 + 5a^2)$

2 a $(x + 3)(x + 4)$
c $(x - 5)(x - 6)$
e $(x - 9)(x + 2)$
g $(x - 8)(x + 5)$

b $(x + 7)(x - 2)$
d $(x - 8)(x + 3)$
f $(x + 5)(x - 4)$
h $(x + 7)(x - 4)$

3 a $(6x - 7y)(6x + 7y)$
c $2(3a - 10bc)(3a + 10bc)$

b $(2x - 9y)(2x + 9y)$

4 a $(x - 1)(2x + 3)$
c $(2x + 1)(x + 3)$
e $(5x + 3)(2x + 3)$

b $(3x + 1)(2x + 5)$
d $(3x - 1)(3x - 4)$
f $2(3x - 2)(2x - 5)$

5 a $\frac{2(x+2)}{x-1}$
c $\frac{x+2}{x}$
e $\frac{x+3}{x}$

b $\frac{x}{x-1}$
d $\frac{x}{x+5}$
f $\frac{x}{x-5}$

6 a $\frac{3x+4}{x+7}$
c $\frac{2-5x}{2x-3}$

b $\frac{2x+3}{3x-2}$
d $\frac{3x+1}{x+4}$

7 $(x + 5)$

8 $\frac{4(x+2)}{x-2}$

Completing the square

A LEVEL LINKS

Scheme of work: 1b. Quadratic functions – factorising, solving, graphs and the discriminants

Key points

- Completing the square for a quadratic rearranges $ax^2 + bx + c$ into the form $p(x + q)^2 + r$
- If $a \neq 1$, then factorise using a as a common factor.

Examples

Example 1 Complete the square for the quadratic expression $x^2 + 6x - 2$

$x^2 + 6x - 2$ $= (x + 3)^2 - 9 - 2$ $= (x + 3)^2 - 11$	<p>1 Write $x^2 + bx + c$ in the form $\left(x + \frac{b}{2}\right)^2 - \left(\frac{b}{2}\right)^2 + c$</p> <p>2 Simplify</p>
---	---

Example 2 Write $2x^2 - 5x + 1$ in the form $p(x + q)^2 + r$

$2x^2 - 5x + 1$ $= 2\left(x^2 - \frac{5}{2}x\right) + 1$ $= 2\left[\left(x - \frac{5}{4}\right)^2 - \left(\frac{5}{4}\right)^2\right] + 1$ $= 2\left(x - \frac{5}{4}\right)^2 - \frac{25}{8} + 1$ $= 2\left(x - \frac{5}{4}\right)^2 - \frac{17}{8}$	<p>1 Before completing the square write $ax^2 + bx + c$ in the form $a\left(x^2 + \frac{b}{a}x\right) + c$</p> <p>2 Now complete the square by writing $x^2 - \frac{5}{2}x$ in the form $\left(x + \frac{b}{2}\right)^2 - \left(\frac{b}{2}\right)^2$</p> <p>3 Expand the square brackets – don't forget to multiply $\left(\frac{5}{4}\right)^2$ by the factor of 2</p> <p>4 Simplify</p>
--	---

Practice

1* Write the following quadratic expressions in the form $(x + p)^2 + q$

a $x^2 + 4x + 3$

b $x^2 - 10x - 3$

c $x^2 - 8x$

d $x^2 + 6x$

e $x^2 - 2x + 7$

f $x^2 + 3x - 2$

2* Write the following quadratic expressions in the form $p(x + q)^2 + r$

a $2x^2 - 8x - 16$

b $4x^2 - 8x - 16$

c $3x^2 + 12x - 9$

d $2x^2 + 6x - 8$

3* Complete the square.

a $2x^2 + 3x + 6$

b $3x^2 - 2x$

c $5x^2 + 3x$

d $3x^2 + 5x + 3$

Extend

4* Write $(25x^2 + 30x + 12)$ in the form $(ax + b)^2 + c$.

Answers

1 a $(x+2)^2 - 1$

b $(x-5)^2 - 28$

c $(x-4)^2 - 16$

d $(x+3)^2 - 9$

e $(x-1)^2 + 6$

f $\left(x + \frac{3}{2}\right)^2 - \frac{17}{4}$

2 a $2(x-2)^2 - 24$

b $4(x-1)^2 - 20$

c $3(x+2)^2 - 21$

d $2\left(x + \frac{3}{2}\right)^2 - \frac{25}{2}$

3 a $2\left(x + \frac{3}{4}\right)^2 + \frac{39}{8}$

b $3\left(x - \frac{1}{3}\right)^2 - \frac{1}{3}$

c $5\left(x + \frac{3}{10}\right)^2 - \frac{9}{20}$

d $3\left(x + \frac{5}{6}\right)^2 + \frac{11}{12}$

4 $(5x+3)^2 + 3$

Solving quadratic equations by factorisation

A LEVEL LINKS

Scheme of work: 1b. Quadratic functions – factorising, solving, graphs and the discriminants

Key points

- A quadratic equation is an equation in the form $ax^2 + bx + c = 0$ where $a \neq 0$.
- To factorise a quadratic equation find two numbers whose sum is b and whose products is ac .
- When the product of two numbers is 0, then at least one of the numbers must be 0.
- If a quadratic can be solved it will have two solutions (these may be equal).

Examples

Example 1 Solve $5x^2 = 15x$

$5x^2 = 15x$ $5x^2 - 15x = 0$ $5x(x - 3) = 0$ So $5x = 0$ or $(x - 3) = 0$ Therefore $x = 0$ or $x = 3$	<ol style="list-style-type: none">1 Rearrange the equation so that all of the terms are on one side of the equation and it is equal to zero. Do not divide both sides by x as this would lose the solution $x = 0$.2 Factorise the quadratic equation. $5x$ is a common factor.3 When two values multiply to make zero, at least one of the values must be zero.4 Solve these two equations.
---	--

Example 2 Solve $x^2 + 7x + 12 = 0$

$x^2 + 7x + 12 = 0$ $b = 7, ac = 12$ $x^2 + 4x + 3x + 12 = 0$ $x(x + 4) + 3(x + 4) = 0$ $(x + 4)(x + 3) = 0$ So $(x + 4) = 0$ or $(x + 3) = 0$ Therefore $x = -4$ or $x = -3$	<ol style="list-style-type: none">1 Factorise the quadratic equation. Work out the two factors of $ac = 12$ which add to give you $b = 7$. (4 and 3)2 Rewrite the b term ($7x$) using these two factors.3 Factorise the first two terms and the last two terms.4 $(x + 4)$ is a factor of both terms.5 When two values multiply to make zero, at least one of the values must be zero.6 Solve these two equations.
---	--

Example 3 Solve $9x^2 - 16 = 0$

$9x^2 - 16 = 0$ $(3x + 4)(3x - 4) = 0$ <p>So $(3x + 4) = 0$ or $(3x - 4) = 0$</p> $x = -\frac{4}{3} \text{ or } x = \frac{4}{3}$	<ol style="list-style-type: none"> 1 Factorise the quadratic equation. This is the difference of two squares as the two terms are $(3x)^2$ and $(4)^2$. 2 When two values multiply to make zero, at least one of the values must be zero. 3 Solve these two equations.
--	--

Example 4 Solve $2x^2 - 5x - 12 = 0$

$b = -5, ac = -24$ <p>So $2x^2 - 8x + 3x - 12 = 0$</p> $2x(x - 4) + 3(x - 4) = 0$ $(x - 4)(2x + 3) = 0$ <p>So $(x - 4) = 0$ or $(2x + 3) = 0$</p> $x = 4 \text{ or } x = -\frac{3}{2}$	<ol style="list-style-type: none"> 1 Factorise the quadratic equation. Work out the two factors of $ac = -24$ which add to give you $b = -5$. (-8 and 3) 2 Rewrite the b term ($-5x$) using these two factors. 3 Factorise the first two terms and the last two terms. 4 $(x - 4)$ is a factor of both terms. 5 When two values multiply to make zero, at least one of the values must be zero. 6 Solve these two equations.
---	---

Practice

1* Solve

- | | |
|---|--|
| <p>a $6x^2 + 4x = 0$</p> <p>c $x^2 + 7x + 10 = 0$</p> <p>e $x^2 - 3x - 4 = 0$</p> <p>g $x^2 - 10x + 24 = 0$</p> <p>i $x^2 + 3x - 28 = 0$</p> <p>k $2x^2 - 7x - 4 = 0$</p> | <p>b $28x^2 - 21x = 0$</p> <p>d $x^2 - 5x + 6 = 0$</p> <p>f $x^2 + 3x - 10 = 0$</p> <p>h $x^2 - 36 = 0$</p> <p>j $x^2 - 6x + 9 = 0$</p> <p>l $3x^2 - 13x - 10 = 0$</p> |
|---|--|

2* Solve

- | | |
|---|--|
| <p>a $x^2 - 3x = 10$</p> <p>c $x^2 + 5x = 24$</p> <p>e $x(x + 2) = 2x + 25$</p> <p>g $x(3x + 1) = x^2 + 15$</p> | <p>b $x^2 - 3 = 2x$</p> <p>d $x^2 - 42 = x$</p> <p>f $x^2 - 30 = 3x - 2$</p> <p>h $3x(x - 1) = 2(x + 1)$</p> |
|---|--|

Hint

Get all terms onto one side of the

Solving quadratic equations by completing the square

A LEVEL LINKS

Scheme of work: 1b. Quadratic functions – factorising, solving, graphs and the discriminants

Key points

- Completing the square lets you write a quadratic equation in the form $p(x + q)^2 + r = 0$.

Examples

Example 5 Solve $x^2 + 6x + 4 = 0$. Give your solutions in surd form.

$x^2 + 6x + 4 = 0$ $(x + 3)^2 - 9 + 4 = 0$ $(x + 3)^2 - 5 = 0$ $(x + 3)^2 = 5$ $x + 3 = \pm\sqrt{5}$ $x = \pm\sqrt{5} - 3$ <p>So $x = -\sqrt{5} - 3$ or $x = \sqrt{5} - 3$</p>	<ol style="list-style-type: none">Write $x^2 + bx + c = 0$ in the form $\left(x + \frac{b}{2}\right)^2 - \left(\frac{b}{2}\right)^2 + c = 0$Simplify.Rearrange the equation to work out x. First, add 5 to both sides.Square root both sides. Remember that the square root of a value gives two answers.Subtract 3 from both sides to solve the equation.Write down both solutions.
--	--

Example 6 Solve $2x^2 - 7x + 4 = 0$. Give your solutions in surd form.

$2x^2 - 7x + 4 = 0$ $2\left(x^2 - \frac{7}{2}x\right) + 4 = 0$ $2\left[\left(x - \frac{7}{4}\right)^2 - \left(\frac{7}{4}\right)^2\right] + 4 = 0$ $2\left(x - \frac{7}{4}\right)^2 - \frac{49}{8} + 4 = 0$ $2\left(x - \frac{7}{4}\right)^2 - \frac{17}{8} = 0$ $2\left(x - \frac{7}{4}\right)^2 = \frac{17}{8}$ $\left(x - \frac{7}{4}\right)^2 = \frac{17}{16}$	<ol style="list-style-type: none">Before completing the square write $ax^2 + bx + c$ in the form $a\left(x^2 + \frac{b}{a}x\right) + c$Now complete the square by writing $x^2 - \frac{7}{2}x$ in the form $\left(x + \frac{b}{2a}\right)^2 - \left(\frac{b}{2a}\right)^2$Expand the square brackets.Simplify. <i>(continued on next page)</i>Rearrange the equation to work out x. First, add $\frac{17}{8}$ to both sides.Divide both sides by 2.
--	--

$$x - \frac{7}{4} = \pm \frac{\sqrt{17}}{4}$$

$$x = \pm \frac{\sqrt{17}}{4} + \frac{7}{4}$$

$$\text{So } x = \frac{7}{4} - \frac{\sqrt{17}}{4} \text{ or } x = \frac{7}{4} + \frac{\sqrt{17}}{4}$$

7 Square root both sides. Remember that the square root of a value gives two answers.

8 Add $\frac{7}{4}$ to both sides.

9 Write down both the solutions.

Practice

3* Solve by completing the square.

a $x^2 - 4x - 3 = 0$

c $x^2 + 8x - 5 = 0$

e $2x^2 + 8x - 5 = 0$

b $x^2 - 10x + 4 = 0$

d $x^2 - 2x - 6 = 0$

f $5x^2 + 3x - 4 = 0$

4* Solve by completing the square.

a $(x - 4)(x + 2) = 5$

b $2x^2 + 6x - 7 = 0$

c $x^2 - 5x + 3 = 0$

Hint

Get all terms
onto one side
of the

Solving quadratic equations by using the formula

A LEVEL LINKS

Scheme of work: 1b. Quadratic functions – factorising, solving, graphs and the discriminants

Key points

- Any quadratic equation of the form $ax^2 + bx + c = 0$ can be solved using the formula

$$x = \frac{-b \pm \sqrt{b^2 - 4ac}}{2a}$$

- If $b^2 - 4ac$ is negative then the quadratic equation does not have any real solutions.
- It is useful to write down the formula before substituting the values for a , b and c .

Examples

Example 7 Solve $x^2 + 6x + 4 = 0$. Give your solutions in surd form.

$a = 1, b = 6, c = 4$ $x = \frac{-b \pm \sqrt{b^2 - 4ac}}{2a}$ $x = \frac{-6 \pm \sqrt{6^2 - 4(1)(4)}}{2(1)}$ $x = \frac{-6 \pm \sqrt{20}}{2}$ $x = \frac{-6 \pm 2\sqrt{5}}{2}$ $x = -3 \pm \sqrt{5}$ So $x = -3 - \sqrt{5}$ or $x = \sqrt{5} - 3$	<ol style="list-style-type: none">Identify a, b and c and write down the formula. Remember that $-b \pm \sqrt{b^2 - 4ac}$ is all over $2a$, not just part of it.Substitute $a = 1, b = 6, c = 4$ into the formula.Simplify. The denominator is 2, but this is only because $a = 1$. The denominator will not always be 2.Simplify $\sqrt{20}$. $\sqrt{20} = \sqrt{4 \times 5} = \sqrt{4} \times \sqrt{5} = 2\sqrt{5}$Simplify by dividing numerator and denominator by 2.Write down both the solutions.
--	---

Example 8 Solve $3x^2 - 7x - 2 = 0$. Give your solutions in surd form.

$a = 3, b = -7, c = -2$ $x = \frac{-b \pm \sqrt{b^2 - 4ac}}{2a}$ $x = \frac{-(-7) \pm \sqrt{(-7)^2 - 4(3)(-2)}}{2(3)}$ $x = \frac{7 \pm \sqrt{73}}{6}$ <p>So $x = \frac{7 - \sqrt{73}}{6}$ or $x = \frac{7 + \sqrt{73}}{6}$</p>	<ol style="list-style-type: none">1 Identify a, b and c, making sure you get the signs right and write down the formula. Remember that $-b \pm \sqrt{b^2 - 4ac}$ is all over $2a$, not just part of it.2 Substitute $a = 3$, $b = -7$, $c = -2$ into the formula.3 Simplify. The denominator is 6 when $a = 3$. A common mistake is to always write a denominator of 2.4 Write down both the solutions.
---	---

Practice

5* Solve, giving your solutions in surd form.

a $3x^2 + 6x + 2 = 0$

b $2x^2 - 4x - 7 = 0$

6* Solve the equation $x^2 - 7x + 2 = 0$

Give your solutions in the form $\frac{a \pm \sqrt{b}}{c}$, where a , b and c are integers.

7* Solve $10x^2 + 3x + 3 = 5$

Give your solution in surd form.

Hint

Get all terms onto one side of the equation.

Extend

8* Choose an appropriate method to solve each quadratic equation, giving your answer in surd form when necessary.

a $4x(x - 1) = 3x - 2$

b $10 = (x + 1)^2$

c $x(3x - 1) = 10$

Answers

1 a $x = 0$ or $x = -\frac{2}{3}$

c $x = -5$ or $x = -2$

e $x = -1$ or $x = 4$

g $x = 4$ or $x = 6$

i $x = -7$ or $x = 4$

k $x = -\frac{1}{2}$ or $x = 4$

b $x = 0$ or $x = \frac{3}{4}$

d $x = 2$ or $x = 3$

f $x = -5$ or $x = 2$

h $x = -6$ or $x = 6$

j $x = 3$

l $x = -\frac{2}{3}$ or $x = 5$

2 a $x = -2$ or $x = 5$

c $x = -8$ or $x = 3$

e $x = -5$ or $x = 5$

g $x = -3$ or $x = 2\frac{1}{2}$

b $x = -1$ or $x = 3$

d $x = -6$ or $x = 7$

f $x = -4$ or $x = 7$

h $x = -\frac{1}{3}$ or $x = 2$

3 a $x = 2 + \sqrt{7}$ or $x = 2 - \sqrt{7}$

c $x = -4 + \sqrt{21}$ or $x = -4 - \sqrt{21}$

e $x = -2 + \sqrt{6.5}$ or $x = -2 - \sqrt{6.5}$

b $x = 5 + \sqrt{21}$ or $x = 5 - \sqrt{21}$

d $x = 1 + \sqrt{7}$ or $x = 1 - \sqrt{7}$

f $x = \frac{-3 + \sqrt{89}}{10}$ or $x = \frac{-3 - \sqrt{89}}{10}$

4 a $x = 1 + \sqrt{14}$ or $x = 1 - \sqrt{14}$

c $x = \frac{5 + \sqrt{13}}{2}$ or $x = \frac{5 - \sqrt{13}}{2}$

b $x = \frac{-3 + \sqrt{23}}{2}$ or $x = \frac{-3 - \sqrt{23}}{2}$

5 a $x = -1 + \frac{\sqrt{3}}{3}$ or $x = -1 - \frac{\sqrt{3}}{3}$

b $x = 1 + \frac{3\sqrt{2}}{2}$ or $x = 1 - \frac{3\sqrt{2}}{2}$

6 $x = \frac{7 + \sqrt{41}}{2}$ or $x = \frac{7 - \sqrt{41}}{2}$

7 $x = \frac{-3 + \sqrt{89}}{20}$ or $x = \frac{-3 - \sqrt{89}}{20}$

8 a $x = \frac{7 + \sqrt{17}}{8}$ or $x = \frac{7 - \sqrt{17}}{8}$

b $x = -1 + \sqrt{10}$ or $x = -1 - \sqrt{10}$

c $x = -1\frac{2}{3}$ or $x = 2$

Solving linear simultaneous equations using the elimination method

A LEVEL LINKS

Scheme of work: 1c. Equations – quadratic/linear simultaneous

Key points

- Two equations are simultaneous when they are both true at the same time.
- Solving simultaneous linear equations in two unknowns involves finding the value of each unknown which works for both equations.
- Make sure that the coefficient of one of the unknowns is the same in both equations.
- Eliminate this equal unknown by either subtracting or adding the two equations.

Examples

Example 1 Solve the simultaneous equations $3x + y = 5$ and $x + y = 1$

$\begin{array}{r} 3x + y = 5 \\ - \quad x + y = 1 \\ \hline 2x \quad = 4 \\ \text{So } x = 2 \end{array}$	1 Subtract the second equation from the first equation to eliminate the y term.
$\begin{array}{r} \text{Using } x + y = 1 \\ \quad 2 + y = 1 \\ \text{So } y = -1 \end{array}$	2 To find the value of y , substitute $x = 2$ into one of the original equations.
<p>Check:</p> $\begin{array}{ll} \text{equation 1: } 3 \times 2 + (-1) = 5 & \text{YES} \\ \text{equation 2: } 2 + (-1) = 1 & \text{YES} \end{array}$	3 Substitute the values of x and y into both equations to check your answers.

Example 2 Solve $x + 2y = 13$ and $5x - 2y = 5$ simultaneously.

$\begin{array}{r} x + 2y = 13 \\ + \quad 5x - 2y = 5 \\ \hline 6x \quad = 18 \\ \text{So } x = 3 \end{array}$	1 Add the two equations together to eliminate the y term.
$\begin{array}{r} \text{Using } x + 2y = 13 \\ \quad 3 + 2y = 13 \\ \text{So } y = 5 \end{array}$	2 To find the value of y , substitute $x = 3$ into one of the original equations.
<p>Check:</p> $\begin{array}{ll} \text{equation 1: } 3 + 2 \times 5 = 13 & \text{YES} \\ \text{equation 2: } 5 \times 3 - 2 \times 5 = 5 & \text{YES} \end{array}$	3 Substitute the values of x and y into both equations to check your answers.

Example 3 Solve $2x + 3y = 2$ and $5x + 4y = 12$ simultaneously.

$\begin{array}{r} (2x + 3y = 2) \times 4 \rightarrow 8x + 12y = 8 \\ (5x + 4y = 12) \times 3 \rightarrow \frac{15x + 12y = 36}{7x = 28} \end{array}$	1 Multiply the first equation by 4 and the second equation by 3 to make the coefficient of y the same for both equations. Then subtract the first equation from the second equation to eliminate the y term.
So $x = 4$	
Using $2x + 3y = 2$ $2 \times 4 + 3y = 2$	2 To find the value of y , substitute $x = 4$ into one of the original equations.
So $y = -2$	
Check: equation 1: $2 \times 4 + 3 \times (-2) = 2$ YES equation 2: $5 \times 4 + 4 \times (-2) = 12$ YES	3 Substitute the values of x and y into both equations to check your answers.

Practice

Solve these simultaneous equations.

1 $4x + y = 8$
 $x + y = 5$

2 $3x + y = 7$
 $3x + 2y = 5$

3 $4x + y = 3$
 $3x - y = 11$

4 $3x + 4y = 7$
 $x - 4y = 5$

5 $2x + y = 11$
 $x - 3y = 9$

6 $2x + 3y = 11$
 $3x + 2y = 4$

Solving linear simultaneous equations using the substitution method

A LEVEL LINKS

Scheme of work: 1c. Equations – quadratic/linear simultaneous

Textbook: Pure Year 1, 3.1 Linear simultaneous equations

Key points

- The substitution method is the method most commonly used for A level. This is because it is the method used to solve linear and quadratic simultaneous equations.

Examples

Example 4 Solve the simultaneous equations $y = 2x + 1$ and $5x + 3y = 14$

$5x + 3(2x + 1) = 14$ $5x + 6x + 3 = 14$ $11x + 3 = 14$ $11x = 11$ $\text{So } x = 1$ $\text{Using } y = 2x + 1$ $y = 2 \times 1 + 1$ $\text{So } y = 3$ Check: equation 1: $3 = 2 \times 1 + 1$ YES equation 2: $5 \times 1 + 3 \times 3 = 14$ YES	<ol style="list-style-type: none">1 Substitute $2x + 1$ for y into the second equation.2 Expand the brackets and simplify.3 Work out the value of x.4 To find the value of y, substitute $x = 1$ into one of the original equations.5 Substitute the values of x and y into both equations to check your answers.
--	--

Example 5 Solve $2x - y = 16$ and $4x + 3y = -3$ simultaneously.

$y = 2x - 16$ $4x + 3(2x - 16) = -3$ $4x + 6x - 48 = -3$ $10x - 48 = -3$ $10x = 45$ $\text{So } x = 4\frac{1}{2}$ $\text{Using } y = 2x - 16$ $y = 2 \times 4\frac{1}{2} - 16$ $\text{So } y = -7$ Check: equation 1: $2 \times 4\frac{1}{2} - (-7) = 16$ YES equation 2: $4 \times 4\frac{1}{2} + 3 \times (-7) = -3$ YES	<ol style="list-style-type: none">1 Rearrange the first equation.2 Substitute $2x - 16$ for y into the second equation.3 Expand the brackets and simplify.4 Work out the value of x.5 To find the value of y, substitute $x = 4\frac{1}{2}$ into one of the original equations.6 Substitute the values of x and y into both equations to check your answers.
---	--

Practice

Solve these simultaneous equations.

7 $y = x - 4$
 $2x + 5y = 43$

8 $y = 2x - 3$
 $5x - 3y = 11$

9 $2y = 4x + 5$
 $9x + 5y = 22$

10 $2x = y - 2$
 $8x - 5y = -11$

11 $3x + 4y = 8$
 $2x - y = -13$

12 $3y = 4x - 7$
 $2y = 3x - 4$

13 $3x = y - 1$
 $2y - 2x = 3$

14 $3x + 2y + 1 = 0$
 $4y = 8 - x$

Extend

15 Solve the simultaneous equations $3x + 5y - 20 = 0$ and $2(x + y) = \frac{3(y - x)}{4}$.

Answers

1 $x = 1, y = 4$

2 $x = 3, y = -2$

3 $x = 2, y = -5$

4 $x = 3, y = -\frac{1}{2}$

5 $x = 6, y = -1$

6 $x = -2, y = 5$

7 $x = 9, y = 5$

8 $x = -2, y = -7$

9 $x = \frac{1}{2}, y = 3\frac{1}{2}$

10 $x = \frac{1}{2}, y = 3$

11 $x = -4, y = 5$

12 $x = -2, y = -5$

13 $x = \frac{1}{4}, y = 1\frac{3}{4}$

14 $x = -2, y = 2\frac{1}{2}$

15 $x = -2\frac{1}{2}, y = 5\frac{1}{2}$

Linear inequalities

A LEVEL LINKS

Scheme of work: 1d. Inequalities – linear and quadratic (including graphical solutions)

Key points

- Solving linear inequalities uses similar methods to those for solving linear equations.
- When you multiply or divide an inequality by a negative number you need to reverse the inequality sign, e.g. $<$ becomes $>$.

Examples

Example 1 Solve $-8 \leq 4x < 16$

$\begin{aligned} -8 &\leq 4x < 16 \\ -2 &\leq x < 4 \end{aligned}$	Divide all three terms by 4.
--	------------------------------

Example 2 Solve $4 \leq 5x < 10$

$\begin{aligned} 4 &\leq 5x < 10 \\ \frac{4}{5} &\leq x < 2 \end{aligned}$	Divide all three terms by 5.
--	------------------------------

Example 3 Solve $2x - 5 < 7$

$\begin{aligned} 2x - 5 &< 7 \\ 2x &< 12 \\ x &< 6 \end{aligned}$	<ol style="list-style-type: none">1 Add 5 to both sides.2 Divide both sides by 2.
---	--

Example 4 Solve $2 - 5x \geq -8$

$\begin{aligned} 2 - 5x &\geq -8 \\ -5x &\geq -10 \\ x &\leq 2 \end{aligned}$	<ol style="list-style-type: none">1 Subtract 2 from both sides.2 Divide both sides by -5. Remember to reverse the inequality when dividing by a negative number.
---	--

Example 5 Solve $4(x - 2) > 3(9 - x)$

$\begin{aligned} 4(x - 2) &> 3(9 - x) \\ 4x - 8 &> 27 - 3x \\ 7x - 8 &> 27 \\ 7x &> 35 \\ x &> 5 \end{aligned}$	<ol style="list-style-type: none">1 Expand the brackets.2 Add $3x$ to both sides.3 Add 8 to both sides.4 Divide both sides by 7.
---	--

Practice

1 Solve these inequalities.

a $4x > 16$

b $5x - 7 \leq 3$

c $1 \geq 3x + 4$

d $5 - 2x < 12$

e $\frac{x}{2} \geq 5$

f $8 < 3 - \frac{x}{3}$

2 Solve these inequalities.

a $\frac{x}{5} < -4$

b $10 \geq 2x + 3$

c $7 - 3x > -5$

3 Solve

a $2 - 4x \geq 18$

b $3 \leq 7x + 10 < 45$

c $6 - 2x \geq 4$

d $4x + 17 < 2 - x$

e $4 - 5x < -3x$

f $-4x \geq 24$

4 Solve these inequalities.

a $3t + 1 < t + 6$

b $2(3n - 1) \geq n + 5$

5 Solve.

a $3(2 - x) > 2(4 - x) + 4$

b $5(4 - x) > 3(5 - x) + 2$

Extend

6 Find the set of values of x for which $2x + 1 > 11$ and $4x - 2 > 16 - 2x$.

Answers

- 1** **a** $x > 4$ **b** $x \leq 2$ **c** $x \leq -1$
 d $x > -\frac{7}{2}$ **e** $x \geq 10$ **f** $x < -15$
- 2** **a** $x < -20$ **b** $x \leq 3.5$ **c** $x < 4$
- 3** **a** $x \leq -4$ **b** $-1 \leq x < 5$ **c** $x \leq 1$
 d $x < -3$ **e** $x > 2$ **f** $x \leq -6$
- 4** **a** $t < \frac{5}{2}$ **b** $n \geq \frac{7}{5}$
- 5** **a** $x < -6$ **b** $x < \frac{3}{2}$
- 6** $x > 5$ (which also satisfies $x > 3$)

Straight line graphs

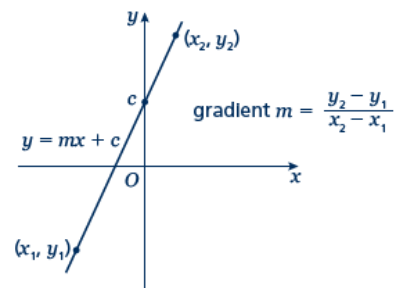
A LEVEL LINKS

Scheme of work: 2a. Straight-line graphs, parallel/perpendicular, length and area problems

Key points

- A straight line has the equation $y = mx + c$, where m is the gradient and c is the y -intercept (where $x = 0$).
- The equation of a straight line can be written in the form $ax + by + c = 0$, where a , b and c are integers.
- When given the coordinates (x_1, y_1) and (x_2, y_2) of two points on a line the gradient is calculated using the

$$\text{formula } m = \frac{y_2 - y_1}{x_2 - x_1}$$



Examples

Example 1 A straight line has gradient $-\frac{1}{2}$ and y -intercept 3.

Write the equation of the line in the form $ax + by + c = 0$.

$$m = -\frac{1}{2} \text{ and } c = 3$$

$$\text{So } y = -\frac{1}{2}x + 3$$

$$\frac{1}{2}x + y - 3 = 0$$

$$x + 2y - 6 = 0$$

- 1 A straight line has equation $y = mx + c$. Substitute the gradient and y -intercept given in the question into this equation.
- 2 Rearrange the equation so all the terms are on one side and 0 is on the other side.
- 3 Multiply both sides by 2 to eliminate the denominator.

Example 2 Find the gradient and the y -intercept of the line with the equation $3y - 2x + 4 = 0$.

$$3y - 2x + 4 = 0$$

$$3y = 2x - 4$$

$$y = \frac{2}{3}x - \frac{4}{3}$$

$$\text{Gradient} = m = \frac{2}{3}$$

$$\text{y-intercept} = c = -\frac{4}{3}$$

- 1 Make y the subject of the equation.
- 2 Divide all the terms by three to get the equation in the form $y = \dots$
- 3 In the form $y = mx + c$, the gradient is m and the y -intercept is c .

Example 3 Find the equation of the line which passes through the point (5, 13) and has gradient 3.

$m = 3$ $y = 3x + c$ $13 = 3 \times 5 + c$ $13 = 15 + c$ $c = -2$ $y = 3x - 2$	<ol style="list-style-type: none"> 1 Substitute the gradient given in the question into the equation of a straight line $y = mx + c$. 2 Substitute the coordinates $x = 5$ and $y = 13$ into the equation. 3 Simplify and solve the equation. 4 Substitute $c = -2$ into the equation $y = 3x + c$
--	---

Example 4 Find the equation of the line passing through the points with coordinates (2, 4) and (8, 7).

$x_1 = 2, x_2 = 8, y_1 = 4 \text{ and } y_2 = 7$ $m = \frac{y_2 - y_1}{x_2 - x_1} = \frac{7 - 4}{8 - 2} = \frac{3}{6} = \frac{1}{2}$ $y = \frac{1}{2}x + c$ $4 = \frac{1}{2} \times 2 + c$ $c = 3$ $y = \frac{1}{2}x + 3$	<ol style="list-style-type: none"> 1 Substitute the coordinates into the equation $m = \frac{y_2 - y_1}{x_2 - x_1}$ to work out the gradient of the line. 2 Substitute the gradient into the equation of a straight line $y = mx + c$. 3 Substitute the coordinates of either point into the equation. 4 Simplify and solve the equation. 5 Substitute $c = 3$ into the equation $y = \frac{1}{2}x + c$
--	---

Practice

1 Find the gradient and the y-intercept of the following equations.

- | | |
|----------------------------|----------------------------------|
| a $y = 3x + 5$ | b $y = -\frac{1}{2}x - 7$ |
| c $2y = 4x - 3$ | d $x + y = 5$ |
| e $2x - 3y - 7 = 0$ | f $5x + y - 4 = 0$ |

Hint
Rearrange the equations to the form $y = mx + c$

2 Copy and complete the table, giving the equation of the line in the form $y = mx + c$.

Gradient	y-intercept	Equation of the line
5	0	
-3	2	
4	-7	

3 Find, in the form $ax + by + c = 0$ where a, b and c are integers, an equation for each of the lines with the following gradients and y-intercepts.

- | | |
|---|---|
| a gradient $-\frac{1}{2}$, y-intercept -7 | b gradient 2, y-intercept 0 |
| c gradient $\frac{2}{3}$, y-intercept 4 | d gradient -1.2 , y-intercept -2 |

- 4 Write an equation for the line which passes through the point (2, 5) and has gradient 4.
- 5 Write an equation for the line which passes through the point (6, 3) and has gradient $-\frac{2}{3}$
- 6 Write an equation for the line passing through each of the following pairs of points.
- | | | | |
|---|-------------------|---|-----------------|
| a | (4, 5), (10, 17) | b | (0, 6), (-4, 8) |
| c | (-1, -7), (5, 23) | d | (3, 10), (4, 7) |

Extend

- 7 The equation of a line is $2y + 3x - 6 = 0$.
Write as much information as possible about this line.

Answers

- 1 a** $m = 3, c = 5$ **b** $m = -\frac{1}{2}, c = -7$
c $m = 2, c = -\frac{3}{2}$ **d** $m = -1, c = 5$
e $m = \frac{2}{3}, c = -\frac{7}{3}$ or $-2\frac{1}{3}$ **f** $m = -5, c = 4$

2

Gradient	y-intercept	Equation of the line
5	0	$y = 5x$
-3	2	$y = -3x + 2$
4	-7	$y = 4x - 7$

- 3 a** $x + 2y + 14 = 0$ **b** $2x - y = 0$
c $2x - 3y + 12 = 0$ **d** $6x + 5y + 10 = 0$

4 $y = 4x - 3$

5 $y = -\frac{2}{3}x + 7$

6 a $y = 2x - 3$ **b** $y = -\frac{1}{2}x + 6$

c $y = 5x - 2$ **d** $y = -3x + 19$

7 $y = -\frac{3}{2}x + 3$, the gradient is $-\frac{3}{2}$ and the y-intercept is 3.

The line intercepts the axes at (0, 3) and (2, 0).

Students may sketch the line or give coordinates that lie on the line such as $\left(1, \frac{3}{2}\right)$ or $(4, -3)$.

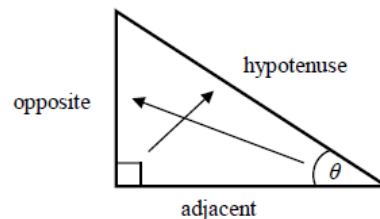
Trigonometry in right-angled triangles

A LEVEL LINKS

Scheme of work: 4a. Trigonometric ratios and graphs

Key points

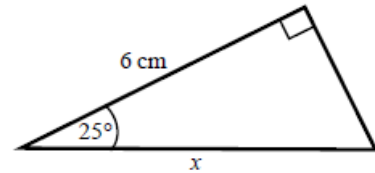
- In a right-angled triangle:
 - the side opposite the right angle is called the hypotenuse
 - the side opposite the angle ϑ is called the opposite
 - the side next to the angle ϑ is called the adjacent.
- In a right-angled triangle:
 - the ratio of the opposite side to the hypotenuse is the sine of angle ϑ , $\sin \theta = \frac{\text{opp}}{\text{hyp}}$
 - the ratio of the adjacent side to the hypotenuse is the cosine of angle ϑ , $\cos \theta = \frac{\text{adj}}{\text{hyp}}$
 - the ratio of the opposite side to the adjacent side is the tangent of angle ϑ , $\tan \theta = \frac{\text{opp}}{\text{adj}}$
- If the lengths of two sides of a right-angled triangle are given, you can find a missing angle using the inverse trigonometric functions: \sin^{-1} , \cos^{-1} , \tan^{-1} .
- The sine, cosine and tangent of some angles may be written exactly.

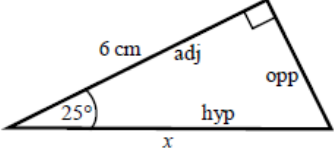


	0	30°	45°	60°	90°
sin	0	$\frac{1}{2}$	$\frac{\sqrt{2}}{2}$	$\frac{\sqrt{3}}{2}$	1
cos	1	$\frac{\sqrt{3}}{2}$	$\frac{\sqrt{2}}{2}$	$\frac{1}{2}$	0
tan	0	$\frac{\sqrt{3}}{3}$	1	$\sqrt{3}$	

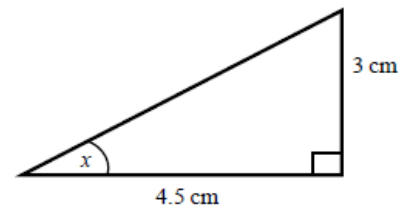
Examples

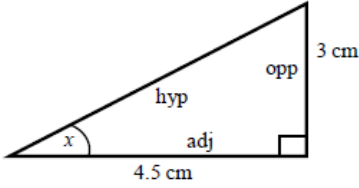
Example 1 Calculate the length of side x .
Give your answer correct to 3 significant figures.



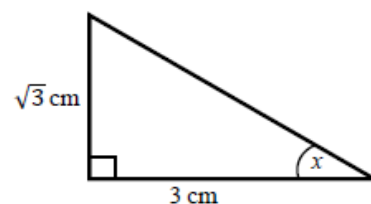
 <p> $\cos \theta = \frac{\text{adj}}{\text{hyp}}$ $\cos 25^\circ = \frac{6}{x}$ $x = \frac{6}{\cos 25^\circ}$ $x = 6.620\ 267\ 5\dots$ $x = 6.62\ \text{cm}$ </p>	<ol style="list-style-type: none"> 1 Always start by labelling the sides. 2 You are given the adjacent and the hypotenuse so use the cosine ratio. 3 Substitute the sides and angle into the cosine ratio. 4 Rearrange to make x the subject. 5 Use your calculator to work out $6 \div \cos 25^\circ$. 6 Round your answer to 3 significant figures and write the units in your answer.
--	--

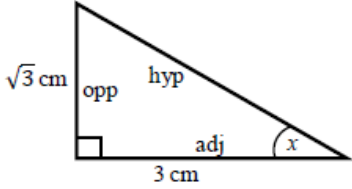
Example 2 Calculate the size of angle x .
Give your answer correct to 3 significant figures.



 <p> $\tan \theta = \frac{\text{opp}}{\text{adj}}$ $\tan x = \frac{3}{4.5}$ $x = \tan^{-1}\left(\frac{3}{4.5}\right)$ $x = 33.690\ 067\ 5\dots$ $x = 33.7^\circ$ </p>	<ol style="list-style-type: none"> 1 Always start by labelling the sides. 2 You are given the opposite and the adjacent so use the tangent ratio. 3 Substitute the sides and angle into the tangent ratio. 4 Use \tan^{-1} to find the angle. 5 Use your calculator to work out $\tan^{-1}(3 \div 4.5)$. 6 Round your answer to 3 significant figures and write the units in your answer.
---	---

Example 3 Calculate the exact size of angle x .

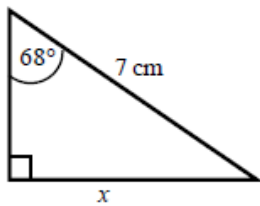


 <p> $\tan \theta = \frac{\text{opp}}{\text{adj}}$ $\tan x = \frac{\sqrt{3}}{3}$ $x = 30^\circ$ </p>	<ol style="list-style-type: none"> 1 Always start by labelling the sides. 2 You are given the opposite and the adjacent so use the tangent ratio. 3 Substitute the sides and angle into the tangent ratio. 4 Use the table from the key points to find the angle.
---	---

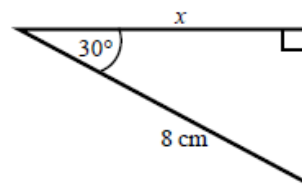
Practice

- 1 Calculate the length of the unknown side in each triangle. Give your answers correct to 3 significant figures.

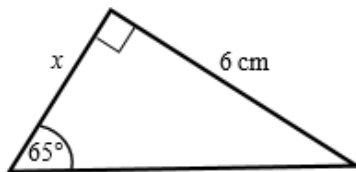
a



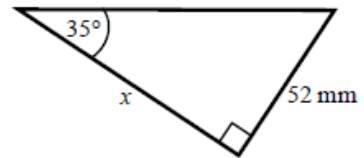
b



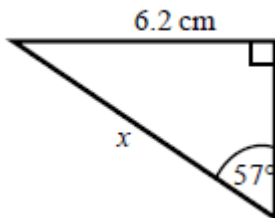
c



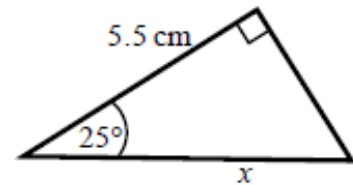
d



e

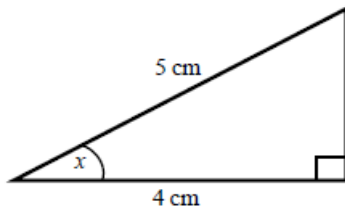


f

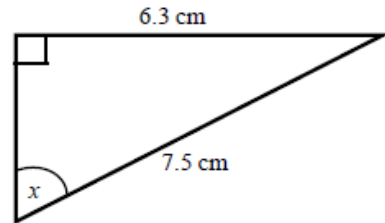


- 2 Calculate the size of angle x in each triangle. Give your answers correct to 1 decimal place.

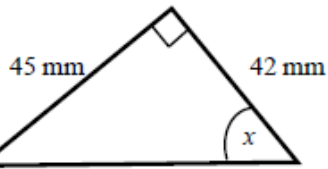
a



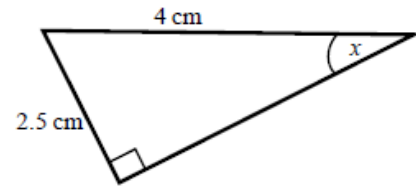
b



c



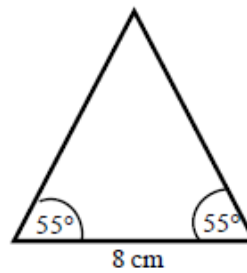
d



- 3 Work out the height of the isosceles triangle. Give your answer correct to 3 significant figures.

Hint:

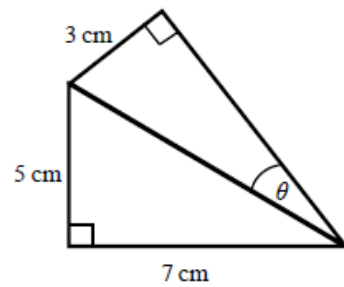
Split the triangle into two right-angled triangles.



- 4 Calculate the size of angle θ . Give your answer correct to 1 decimal place.

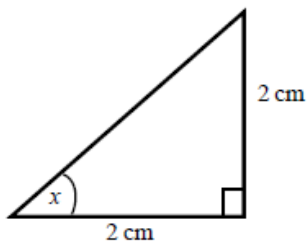
Hint:

First work out the length of the common side to both triangles, leaving your answer in surd form.

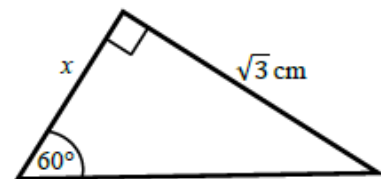


- 5 Find the exact value of x in each triangle.

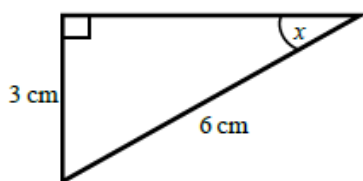
a



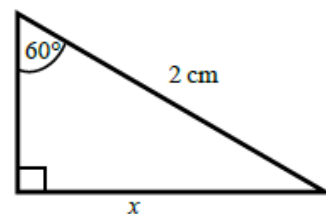
b



c



d



The cosine rule

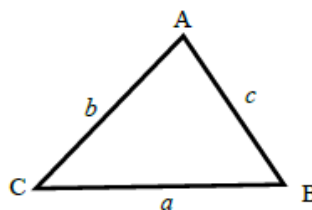
A LEVEL LINKS

Scheme of work: 4a. Trigonometric ratios and graphs

Textbook: Pure Year 1, 9.1 The cosine rule

Key points

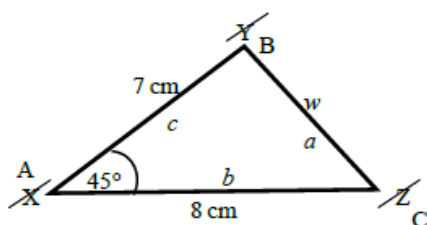
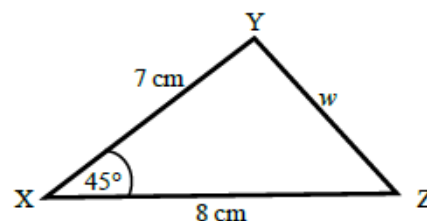
- a is the side opposite angle A.
 b is the side opposite angle B.
 c is the side opposite angle C.



- You can use the cosine rule to find the length of a side when two sides and the included angle are given.
- To calculate an unknown side use the formula $a^2 = b^2 + c^2 - 2bc \cos A$.
- Alternatively, you can use the cosine rule to find an unknown angle if the lengths of all three sides are given.
- To calculate an unknown angle use the formula $\cos A = \frac{b^2 + c^2 - a^2}{2bc}$.

Examples

Example 4 Work out the length of side w .
Give your answer correct to 3 significant figures.



$$a^2 = b^2 + c^2 - 2bc \cos A$$

$$w^2 = 8^2 + 7^2 - 2 \times 8 \times 7 \times \cos 45^\circ$$

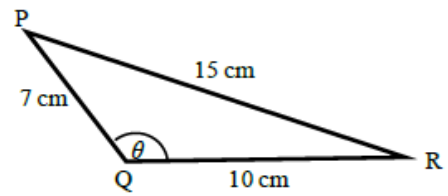
$$w^2 = 33.804\ 040\ 51\dots$$

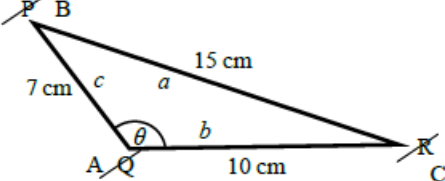
$$w = \sqrt{33.804\ 040\ 51}$$

$$w = 5.81 \text{ cm}$$

- 1 Always start by labelling the angles and sides.
- 2 Write the cosine rule to find the side.
- 3 Substitute the values a , b and A into the formula.
- 4 Use a calculator to find w^2 and then w .
- 5 Round your final answer to 3 significant figures and write the units in your answer.

Example 5 Work out the size of angle θ .
Give your answer correct to 1 decimal place.

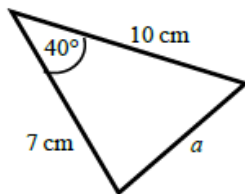


 $\cos A = \frac{b^2 + c^2 - a^2}{2bc}$ $\cos \theta = \frac{10^2 + 7^2 - 15^2}{2 \times 10 \times 7}$ $\cos \theta = \frac{-76}{140}$ $\theta = 122.878\ 349\dots$ $\theta = 122.9^\circ$	<ol style="list-style-type: none"> 1 Always start by labelling the angles and sides. 2 Write the cosine rule to find the angle. 3 Substitute the values a, b and c into the formula. 4 Use \cos^{-1} to find the angle. 5 Use your calculator to work out $\cos^{-1}(-76 \div 140)$. 6 Round your answer to 1 decimal place and write the units in your answer.
---	--

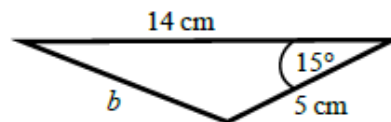
Practice

6 Work out the length of the unknown side in each triangle.
Give your answers correct to 3 significant figures.

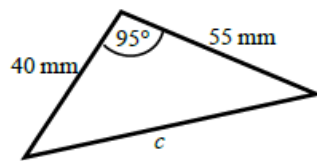
a



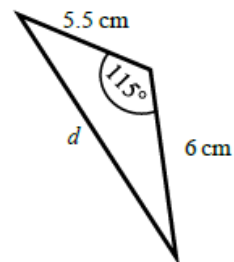
b



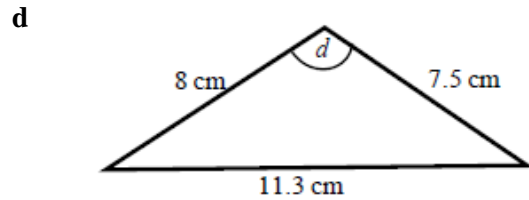
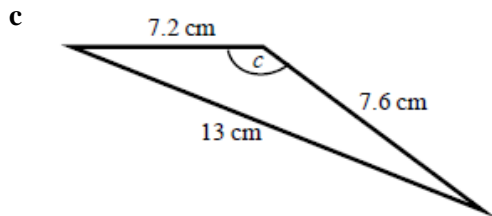
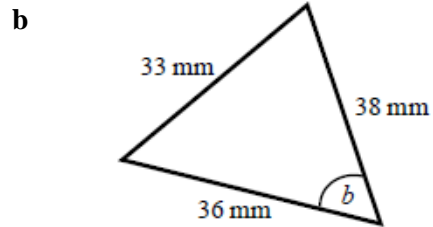
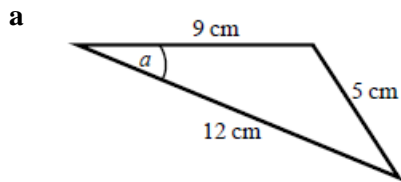
c



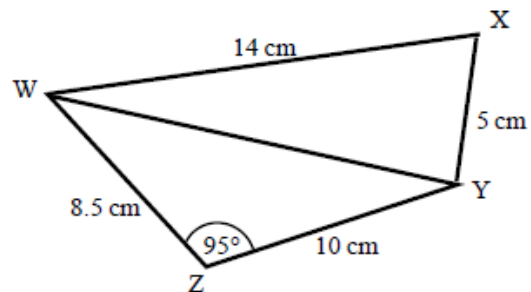
d



- 7 Calculate the angles labelled θ in each triangle.
Give your answer correct to 1 decimal place.



- 8 a Work out the length of WY.
Give your answer correct to 3 significant figures.
- b Work out the size of angle WXY.
Give your answer correct to 1 decimal place.



The sine rule

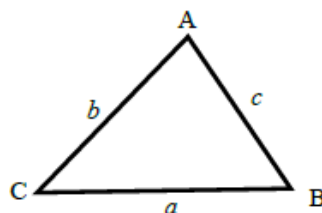
A LEVEL LINKS

Scheme of work: 4a. Trigonometric ratios and graphs

Textbook: Pure Year 1, 9.2 The sine rule

Key points

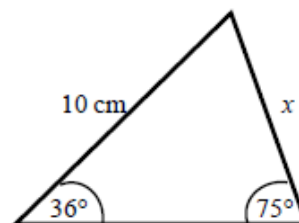
- a is the side opposite angle A .
- b is the side opposite angle B .
- c is the side opposite angle C .



- You can use the sine rule to find the length of a side when its opposite angle and another opposite side and angle are given.
- To calculate an unknown side use the formula $\frac{a}{\sin A} = \frac{b}{\sin B} = \frac{c}{\sin C}$.
- Alternatively, you can use the sine rule to find an unknown angle if the opposite side and another opposite side and angle are given.
- To calculate an unknown angle use the formula $\frac{\sin A}{a} = \frac{\sin B}{b} = \frac{\sin C}{c}$.

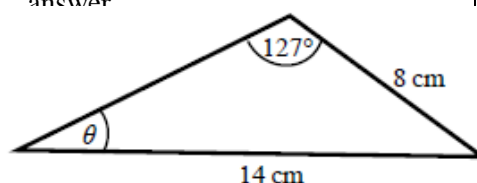
Examples

Example 6 Work out the length of side x .
Give your answer correct to 3 significant figures.



$\frac{a}{\sin A} = \frac{b}{\sin B}$ $\frac{x}{\sin 36^\circ} = \frac{10}{\sin 75^\circ}$ $x = \frac{10 \times \sin 36^\circ}{\sin 75^\circ}$ $x = 6.09 \text{ cm}$	<ol style="list-style-type: none">1 Always start by labelling the angles and sides.2 Write the sine rule to find the side.3 Substitute the values a, b, A and B into the formula.4 Rearrange to make x the subject.5 Round your answer to 3 significant figures and write the units in your answer
--	---

Example 7 Work out the size of angle θ .
Give your answer correct to 1 decimal place.



$$\frac{\sin A}{a} = \frac{\sin B}{b}$$

$$\frac{\sin \theta}{8} = \frac{\sin 127^\circ}{14}$$

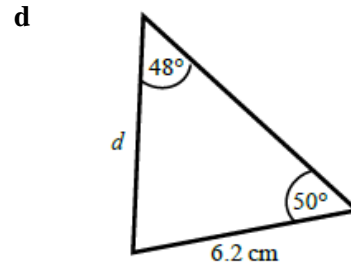
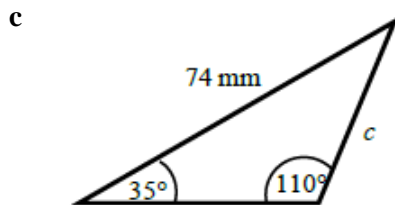
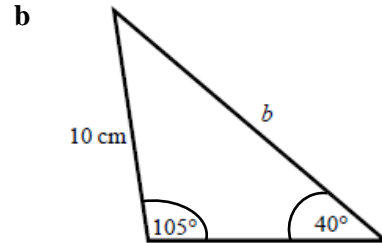
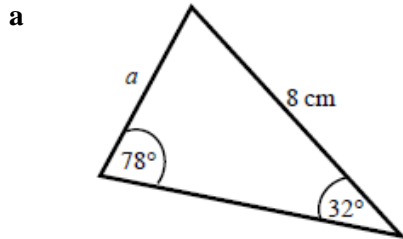
$$\sin \theta = \frac{8 \times \sin 127^\circ}{14}$$

$$\theta = 27.2^\circ$$

- 1 Always start by labelling the angles and sides.
- 2 Write the sine rule to find the angle.
- 3 Substitute the values a , b , A and B into the formula.
- 4 Rearrange to make $\sin \theta$ the subject.
- 5 Use \sin^{-1} to find the angle. Round your answer to 1 decimal place and write the units in your answer.

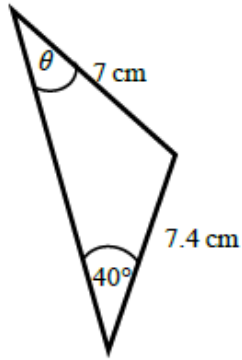
Practice

- 9 Find the length of the unknown side in each triangle. Give your answers correct to 3 significant figures.

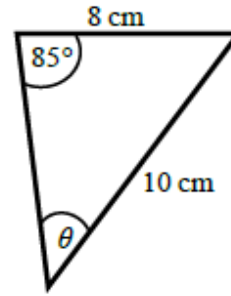


- 10 Calculate the angles labelled θ in each triangle.
Give your answer correct to 1 decimal place.

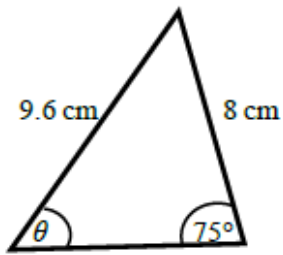
a



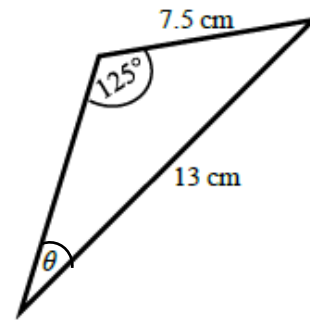
b



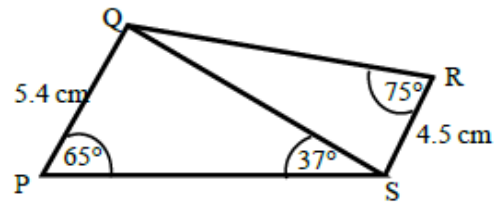
c



d



- 11 a Work out the length of QS.
Give your answer correct to 3 significant figures.
- b Work out the size of angle RQS.
Give your answer correct to 1 decimal place.



Areas of triangles

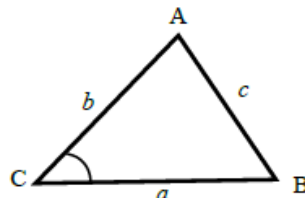
A LEVEL LINKS

Scheme of work: 4a. Trigonometric ratios and graphs

Textbook: Pure Year 1, 9.3 Areas of triangles

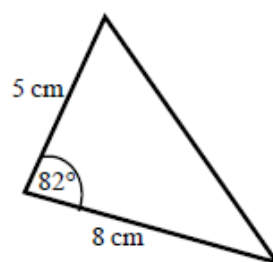
Key points

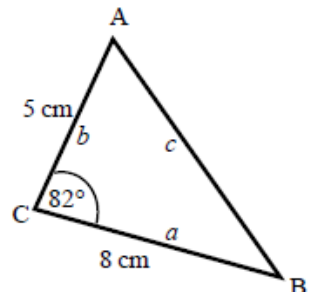
- a is the side opposite angle A .
 b is the side opposite angle B .
 c is the side opposite angle C .
- The area of the triangle is $\frac{1}{2}ab \sin C$.



Examples

Example 8 Find the area of the triangle.

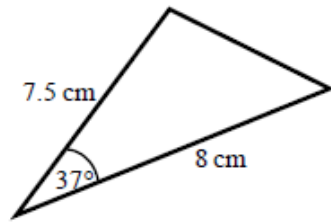


 <p>Area = $\frac{1}{2}ab \sin C$</p> <p>Area = $\frac{1}{2} \times 8 \times 5 \times \sin 82^\circ$</p> <p>Area = 19.805 361...</p> <p>Area = 19.8 cm²</p>	<ol style="list-style-type: none">1 Always start by labelling the sides and angles of the triangle.2 State the formula for the area of a triangle.3 Substitute the values of a, b and C into the formula for the area of a triangle.4 Use a calculator to find the area.5 Round your answer to 3 significant figures and write the units in your answer.
---	---

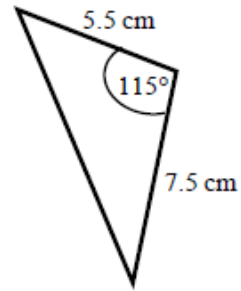
Practice

- 12 Work out the area of each triangle.
Give your answers correct to 3 significant figures.

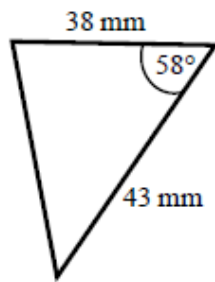
a



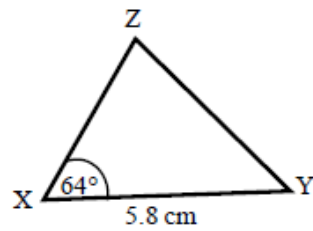
b



c



- 13 The area of triangle XYZ is 13.3 cm^2 .
Work out the length of XZ.



Extend

- 14 The area of triangle ABC is 86.7 cm^2 .
Work out the length of BC.
Give your answer correct to 3 significant figures.

Answers

- 1** **a** 6.49 cm **b** 6.93 cm **c** 2.80 cm
 d 74.3 mm **e** 7.39 cm **f** 6.07 cm
- 2** **a** 36.9° **b** 57.1° **c** 47.0° **d** 38.7°
- 3** 5.71 cm
- 4** 20.4°
- 5** **a** 45° **b** 1 cm **c** 30° **d** $\sqrt{3}$ cm
- 6** **a** 6.46 cm **b** 9.26 cm **c** 70.8 mm **d** 9.70 cm
- 7** **a** 22.2° **b** 52.9° **c** 122.9° **d** 93.6°
- 8** **a** 13.7 cm **b** 76.0°
- 9** **a** 4.33 cm **b** 15.0 cm **c** 45.2 mm **d** 6.39 cm
- 10** **a** 42.8° **b** 52.8° **c** 53.6° **d** 28.2°
- 11** **a** 8.13 cm **b** 32.3°
- 12** **a** 18.1 cm² **b** 18.7 cm² **c** 693 mm²
- 13** 5.10 cm
- 14** 15.3 cm